

2023-24 Audition Guidelines: TROMBONE



- Auditions for the Greater Twin Cities Youth Symphonies (GTCYS - pronounced git-seez) are opportunities to play your instrument so we can get to know you and place you with one of our 10 incredible school-year orchestras!
- Please contact us at info@gtcys.org or call 651-602-6800 if you have any questions about the audition process or requirements.

AUDITION STEPS

1. Register for an audition at gtcys.org/auditions.
2. Decide which audition level to prepare. **Pick one level** based on your abilities and experience - click on individual orchestra names below for more information about each group or visit gtcys.org/programs/orchestras.
 - **Philharmonia East and West** strings only - no winds
 - **Sinfonia East and West / Concertino East and West** all instruments - developing
 - **Camerata / Concert Orchestra** all instruments - advancing
 - **Philharmonic / Symphony** all instruments - most advanced
3. Practice, practice, practice!
4. **Record your audition video in one take** and submit it online by **Wednesday, May 24, 2023**.
5. See gtcys.org/auditions for deadlines, video submission instructions, audition tips, frequently asked questions, information about tuition assistance, and more.

WHAT TO PRACTICE FOR YOUR AUDITION

SCALES

- Prepare and record all scales listed in your audition level – use the listed tempos as a guide.
- Scales are written out for some levels - you can choose any articulation.
- Minor scales can be performed in any form (natural, harmonic, or melodic).

SOLO

- Prepare music that demonstrates your best playing abilities. Selections can include solos, studies, school ensemble music, or other works.
- **Your recorded solo should not be more than 3 minutes in length.** If needed, please choose a shorter section of your solo to fit this time requirement.

EXCERPTS

- Excerpts are short sections taken from larger pieces of music.
- Prepare all excerpts listed in your audition level and follow all markings.
- Look up or translate any unfamiliar musical terms to ensure a successful performance.
- Listen to recordings of excerpts (when available through YouTube, Spotify, etc.) for guidance with tempos, musicality, and phrasing – your excerpt performance will be judged on all artistic merits, not just note accuracy.

WHAT HAPPENS AFTER AUDITIONING

- Local professional musicians will listen to your recording and you will be placed in an orchestra based on your audition performance. Other factors such as instrumentation needs may be considered as well.
- The audition level you choose to prepare does not ensure placement in those orchestras; placements are based on the overall quality of your performance.
- GTCYS makes every effort to offer all students placements; if you are placed in an orchestra that has too many of your instrument then you may be placed on a waitlist.
- **Tuition assistance and support for private lessons is available.** GTCYS is committed to serving young musicians regardless of financial constraints. Interested families can find more information at gtcys.org/auditions.
- Previous participation in GTCYS does not guarantee placement and **all placements are final**.

TROMBONE - Sinfonia and Concertino

Musicians should have playing experience through three sharps and flats. To audition for one of these orchestras, please prepare and record the following:


SCALES

- scales below for reference only - you may perform with any articulation

B-flat major ♮ = 80



C major ♮ = 80



Chromatic ♮ = 80 (notes below only for reference; players can choose any octave and wider range if possible)



SOLO

- your choice - 3 minutes or less

EXCERPT

Beethoven, arr. Meyer - *Egmont Overture*

Allegro con brio



TROMBONE - Camerata and Concert Orchestra

Musicians should be comfortable in advanced key signatures and have good sight-reading skills. To audition for one of these orchestras, please prepare and record the following:



greater twin cities youth symphonies

SCALES

- F major - 2 octaves (if possible) in quarter notes (quarter note = 100)
- G minor - 2 octaves (if possible) in quarter notes (quarter note = 100)
- Chromatic - 2 octaves (any starting note, wider range if possible) in quarter notes (quarter note = 100)

SOLO

- your choice - 3 minutes or less

EXCERPTS

Gruselle - *Three Riders Overture*

Moderato (♩ = c. 108)

Pettersen - *Symphonic Tribute*

Spirited

TROMBONE - Philharmonic and Symphony

Musicians should be skilled in all major and minor keys, be able to double and triple tongue, and have knowledge of tenor clef. To audition for one of these orchestras, please prepare and record the following:



SCALES

- A-flat major - 2 octaves in eighth notes (quarter note = 60)
- F-sharp minor - 2 octaves in eighth notes (quarter note = 60)
- Chromatic - 2 octaves (any starting note, wider range if possible) in eighth notes (quarter note = 60)


SOLO

- your choice - 3 minutes or less


EXCERPTS

- if auditioning on bass trombone, perform bass trombone excerpts on page 6

Stravinsky - *The Firebird* (1919 Suite): Infernal Dance



Stravinsky - *The Firebird* (1919 Suite): Infernal Dance



EXCERPTS CONTINUE ON FOLLOWING PAGE

TROMBONE - Philharmonic and Symphony (continued)

Stravinsky - The Firebird (1919 Suite): Finale

lento maestoso $\text{♩} = 54$

[15] *sim.*

[16] *Più mosso* 4

[17] *Allegro non troppo* $\text{♩} = 208$ *ff*

f

Sim.

[18]

Brahms - Tragic Overture (1st and 2nd parts combined)

Allegro, ma non troppo

pp

86

1

pp

BASS TROMBONE - Philharmonic and Symphony

Stravinsky - *The Firebird* (1919 Suite): Infernal Dance



Stravinsky - *The Firebird* (1919 Suite): Finale

19 Doppio valore ♩ = 104 *Maestoso*
fff
sim.
1-3) Poco a poco 2 allargando 3
sempre più cresc.
20 Molto pesante ♩ = 60
sff
pp sub.
sff

Brahms - *Tragic Overture*

Allegro, ma non troppo

294
legato
dim.

Brahms - *Tragic Overture* (mm.395-398)

Allegro, ma non troppo

f