

# 2023-24 Audition Guidelines: CELLO



- Auditions for the Greater Twin Cities Youth Symphonies (GTCYS - pronounced git-seez) are opportunities to play your instrument so we can get to know you and place you with one of our 10 incredible school-year orchestras!
- Please contact us at [info@gtcys.org](mailto:info@gtcys.org) or call 651-602-6800 if you have any questions about the audition process or requirements.

## AUDITION STEPS

1. Register for an audition at [gtcys.org/auditions](https://gtcys.org/auditions).
2. Decide which audition level to prepare. **Pick one level** based on your abilities and experience - click on individual orchestra names below for more information about each group or visit [gtcys.org/programs/orchestras](https://gtcys.org/programs/orchestras).
  - **Philharmonia East and West** strings only - no winds
  - **Sinfonia East and West / Concertino East and West** all instruments - developing
  - **Camerata / Concert Orchestra** all instruments - advancing
  - **Philharmonic / Symphony** all instruments - most advanced
3. Practice, practice, practice!
4. **Record your audition video in one take** and submit it online by **Wednesday, May 24, 2023**.
5. See [gtcys.org/auditions](https://gtcys.org/auditions) for deadlines, video submission instructions, audition tips, frequently asked questions, information about tuition assistance, and more.

## WHAT TO PRACTICE FOR YOUR AUDITION

### SCALES

- Prepare and record all scales listed in your audition level – use the listed tempos as a guide.
- Scales are written out for some levels - you can choose any articulation.
- Minor scales can be performed in any form (natural, harmonic, or melodic).

### SOLO

- Prepare music that demonstrates your best playing abilities. Selections can include solos, studies, school ensemble music, or other works.
- **Your recorded solo should not be more than 3 minutes in length.** If needed, please choose a shorter section of your solo to fit this time requirement.

### EXCERPTS

- Excerpts are short sections taken from larger pieces of music.
- Prepare all excerpts listed in your audition level and follow all markings.
- Look up or translate any unfamiliar musical terms to ensure a successful performance.
- Listen to recordings of excerpts (when available through YouTube, Spotify, etc.) for guidance with tempos, musicality, and phrasing – your excerpt performance will be judged on all artistic merits, not just note accuracy.

## WHAT HAPPENS AFTER AUDITIONING

- Local professional musicians will listen to your recording and you will be placed in an orchestra based on your audition performance. Other factors such as instrumentation needs may be considered as well.
- The audition level you choose to prepare does not ensure placement in those orchestras; placements are based on the overall quality of your performance.
- GTCYS makes every effort to offer all students placements; if you are placed in an orchestra that has too many of your instrument then you may be placed on a waitlist.
- **Tuition assistance and support for private lessons is available.** GTCYS is committed to serving young musicians regardless of financial constraints. Interested families can find more information at [gtcys.org/auditions](https://gtcys.org/auditions).
- Previous participation in GTCYS does not guarantee placement and **all placements are final**.


# CELLO - Philharmonia

Repertoire is primarily first position, and students should know detaché and staccato bow strokes. To audition for one of these orchestras, please prepare and record the following:

## SCALES

- scales below for reference only - you may perform with any articulation

C major - 2 octaves ♩ = 66



D minor - 1 octave ♩ = 66



## SOLO

- your choice - 3 minutes or less

## EXCERPT

Alshin - *Moods of a Shaker Hymn*

Moderate Allegro




# CELLO - Sinfonia and Concertino

Music includes shifting to 3rd or 4th position and keys through three sharps and flats. Musicians should have beginning use of vibrato. To audition for one of these orchestras, please prepare and record the following:


## SCALES

- scales below for reference only - you may perform with any articulation

G major - 2 octaves ♩ = 84



D minor - 2 octaves ♩ = 84




## SOLO

- your choice - 3 minutes or less

## EXCERPT

Beethoven arr. Meyer - Symphony No. 5, Mvt III



# CELLO - Camerata and Concert Orchestra

Musicians should be comfortable in higher positions, have continuous vibrato and varied articulations, have good sight-reading skills, and experience in advanced key signatures. To audition for one of these orchestras, please prepare and record the following:

## SCALES

- C major - 3 octaves; separate bows in quarter notes (quarter note = 112)
- G minor - 2 octaves; separate bows in quarter notes (quarter note = 112)

## SOLO

- your choice - 3 minutes or less

## EXCERPTS

Gruselle - *Three Riders Overture*

Moderato (♩ = c. 108)

49

55

56

pizz.

mf

f

W.A. Mozart -  
Symphony No. 40, Mvt. I, mm.128-147

Allegro molto

f

1/2

140

# CELLO - Philharmonic and Symphony

Musicians should be skilled in all major and minor keys as well as advanced positions and bow technique. To audition for one of these orchestras, please prepare and record the following:

## SCALES

- D major - 4 octaves; separate bows in eighth notes (quarter note = 92)
- G minor - 3 octaves; separate bows in eighth notes (quarter note = 92)

## SOLO

- your choice - 3 minutes or less

## EXCERPTS

Stravinsky - *The Firebird* (1919 Suite): Introduction

$\text{♩} = 108$  con sord.

pp

1

Stravinsky - *The Firebird* (1919 Suite): Infernal Dance

$\text{♩} = 72$

sempre fff

32

EXCERPTS CONTINUE ON FOLLOWING PAGE

# CELLO - Philharmonic and Symphony (continued)

Brahms - *Tragic Overture*, mm. 366-387

**Allegro, ma non troppo**

